

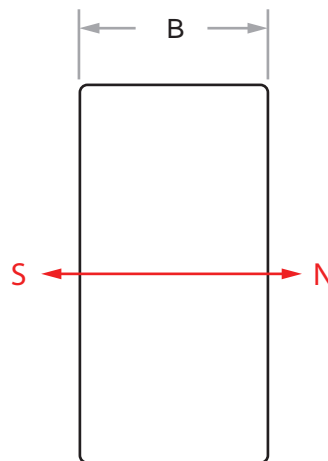
MECHANICAL SPECIFICATIONS:

A = 5.0mm

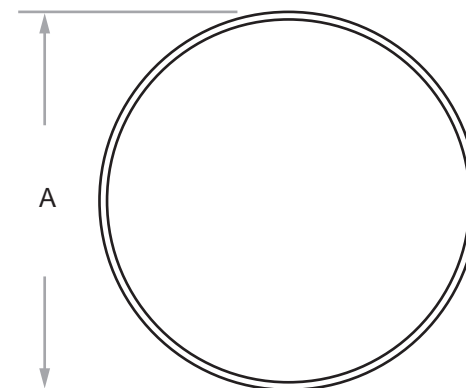
B = 2.5mm

MAGNETIC SPECIFICATIONS:

- 1) MAGNETISE THROUGH C
- 2) RED ARROW INDICATES POLES
- 3) Br = 1.32 T
- 4) Tw = 80°C MAX




5mm x 2.5mm



10:1

*Solidworks (DXF) or CAD/CAM drawings available on special request

Material: N42 Sintered Neodymium Magnet	<div>Indigo Instruments 169 Lexington Court, Unit I Waterloo, Ontario, Canada N2J 4R9 Tel: 1 (877) 746-4764 info@indigo instruments.com www.indigo instruments.com</div>			
Finish: Ni-Cu-Ni	Drawn: CM	Date: 2018/04/15	Title: Disc Magnet - 5.0mm x 2.5mm	
Unless otherwise specified, dimensions are in mm , except as noted. Tolerances are: Angles: +/- 0.5 degrees Dimensions: .X +/- 0.1	Checked: SL	Date: 2018/04/15	Revision:	Part No: 44201-2.5
	Approved: SL	Date: 2018/04/15	Scale: 10:1	Sheet: 1 of 1